



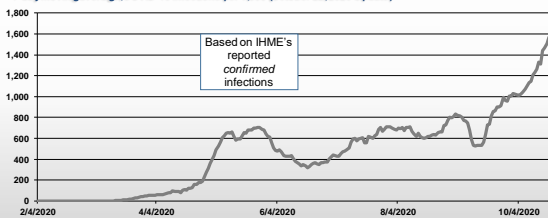


Presentation Focus

1. Macroeconomic & COVID-19 Data
2. Construction, & Cement Outlook By Sector
3. Longer Term Considerations

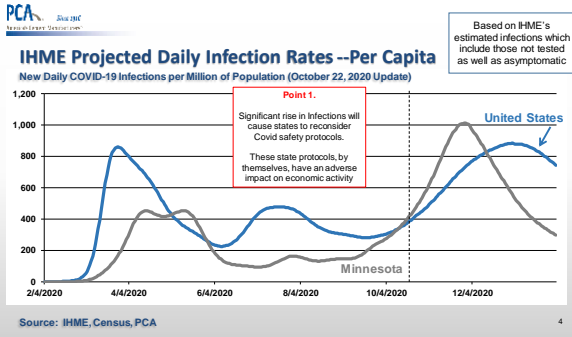


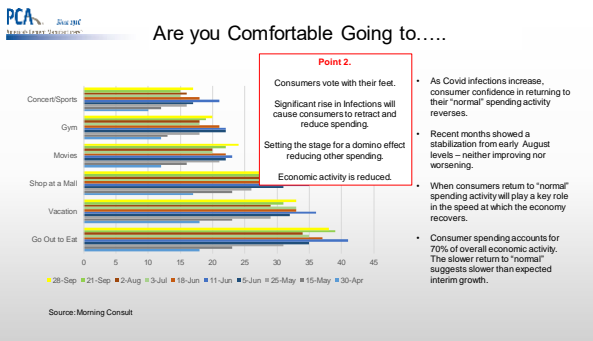
IHME Daily Infection - Minnesota
7 day moving average, COVID-19 infections per 1,000 (October 22, 2020 Update)



Source: IHME

3

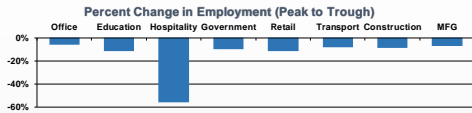








Employment Recovery: Minnesota



Source: BLS, PCA

13

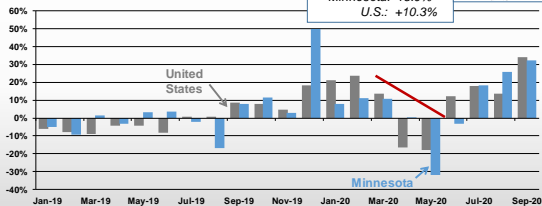


Residential Outlook



Housing Permits

Seasonally adjusted, year-over-year percent change.



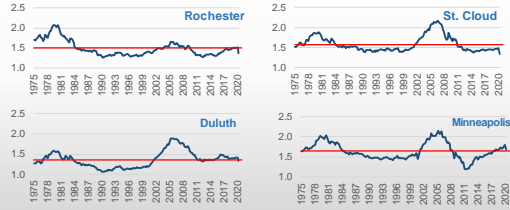
Source: PCA

15



Favorable Regional Home Affordability will Provide Support

Home Price-to-Household Income, SA



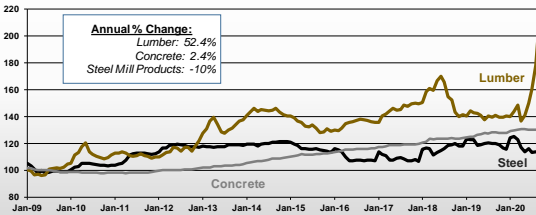
Source: NAR, BEA, BOC, Moody's

19



Lumber Cost Increases Could Hamper Housing Surge

Producer Price Indices (Base:2009=100) - Competitive Building Materials



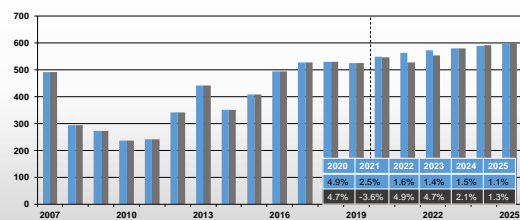
Source: BLS, PCA

20



Residential Cement Consumption: Minnesota

Metric Tons (000s)



Source: PCA

Baseline Scenario

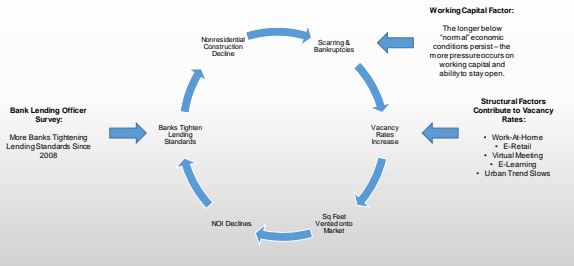
W Scenario

21



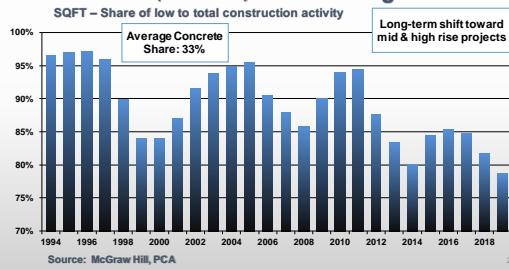


Nonresidential: A Long Recovery



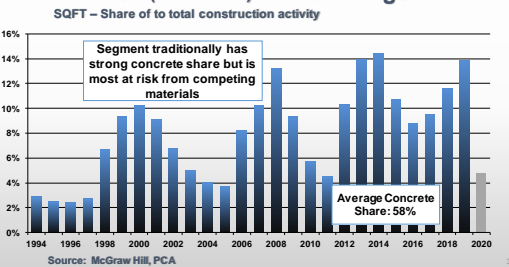


Low-Rise (1-5 Stories) – All Buildings: MN





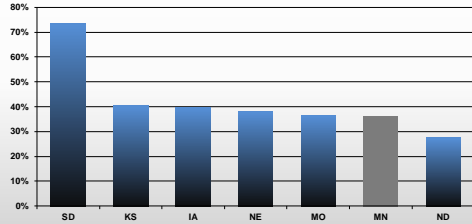
Mid-Rise (6-10 Stories) – All Buildings: MN





States with High Sales Tax Exposure at Risk

Sales tax as a share of total tax collections



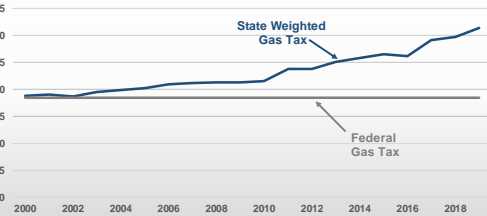
Source: Census State Government Tax Collections Report, PCA

37



States Have Been Increasingly Less Reliant on Federal Funds

Cents Per Gallon



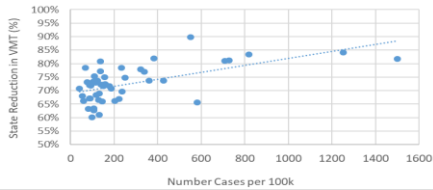
Source: Federal Tax Administrators, FHWA, PCA

38



Reduction in Vehicle Miles Traveled Relative to COVID-19 Cases

Percent change in VMT the second week of April vs. first week of March



Source: University of California, Davis

39
